



USER'S MANUAL



GAMING KEYBOARD + MOUSE KIT

GAMING 9500 KIT BACKLIT

Congratulations on purchasing the TM REAL-EL keyboard!

Please read this User's Manual before using the unit and retain this User's Manual in safe place for future reference.

COPYRIGHT

© 2018. ENEL GROUP OU.

This Manual and information contained in it are copyrighted. All rights reserved.

TRADEMARKS

All trademarks are the property of their legal holders.

PACKAGE CONTENTS

- Keyboard – 1 pc
- Optical mouse – 1 pc
- User's Manual – 1 pc
- Warranty card – 1 pc


SPECIAL FEATURES

- Multicolor key backlit
- Ergonomic gaming design
- Quick access to multimedia
- High-quality membrane
- Comfortable, silent and accurate keystroke
- Rubber insert on scroll wheel
- 3200 dpi maximum mouse resolution






SYSTEM REQUIREMENTS

- OC Windows XP/Vista/7/8/10.
- Free USB port.

DESCRIPTION OF SHORTCUT BUTTONS FUNCTIONS

Fn + F1  Start media player	Fn + F7  Play / Pause
Fn + F2  Volume up	Fn + F8  Go to next track
Fn + F3  Volume down	Fn + F9  Start e-mail program
Fn + F4  Mute on sound volume	Fn + F10  Open home web page
Fn + F5  Stop to playing	Fn + F11  Blocking of all keys
Fn + F6  Go to previous track	Fn + F12  Start / Close Calculator

INSTALLATION

- Connect the devices to any available USB ports of your PC and wait for auto installation.
- To activate the Winlock function, press “Fn” and . The overstrike of these keys turns off the Winlock function.
- To switch on backlit, press  key. It is possible to increase or decrease the level of brightness simultaneous pressure of the keys “Fn” and Page Up  + / Page Down  - accordingly on a keyboard. Press  key turns off backlit.
- To control Multimedia, Windows appendixes and Internet, it is necessary to press “Fn” key + one of the keys of fast access to Multimedia and Internet (see description higher).

TROUBLESHOOTING

Problem	Solution
The keyboard is not working.	<ol style="list-style-type: none"> 1. Disconnect the keyboard from your PC and check connector pins for possible damage. If there is no external damage found and connector pins are OK, connect the keyboard to your PC again. 2. We recommend to address the nearest authorized service center.

TECHNICAL SPECIFICATIONS

Parameter, measurement unit	Value
Type	gaming
Q-ty of keyboard keys	104
Q-ty of keyboard additional keys	12 Fn
Keyboard layout	Rus/Ukr/Eng
Q-ty of mouse buttons	5 + 1 (scroll wheel)
Mouse resolution, dpi	800/1200/2400/3200
OS compatibility	Windows XP/Vista/7/8/10
Interface	USB
Communications technology	wired
Cable length (keyboard/mouse), m	1.8 / 1.5
Error-free running time keyboard	more than 20,000,000 strokes
Dimensions (keyboard/mouse), mm	480 × 215 × 32 / 135 × 73 × 42
Weight (keyboard/mouse), g	915 / 135

Notes:

- **Technical specifications given in this table are supplemental information and cannot give occasion to claims.**
- **Technical specifications and package contents are subject to change without notice due to improvement of TM REAL-EL production.**



Model: **GAMING 9500 KIT BACKLIT**

Manufacturer: ENEL GROUP OU, Katusepapi tn 6, Lasnamäe district, Tallinn city, Harju county, 11412, Estonia. Made in China.

® **Registered Trademark of ENEL GROUP OU. Estonia.**